

Frequentist Accuracy of Bayesian Estimates

Bradley Efron

Stanford University

RSS Journal Webinar

Objective Bayesian Inference

- Probability family $\mathcal{F} = \{f_\mu(x), \mu \in \Omega\}$
- Parameter of interest: $\theta = t(\mu)$
- Prior $\pi(\mu)$

$$\hat{\theta} = E\{\theta \mid x\} = \int_{\Omega} t(\mu) f_\mu(x) \pi(\mu) d\mu \Big/ \int_{\Omega} f_\mu(x) \pi(\mu) d\mu$$

- **Objective Bayes** $\pi(\mu)$ “uninformative” e.g., Jeffreys:

$$\pi(\mu) = |I(\mu)|^{1/2}$$

- How accurate is $\hat{\theta}$?

General Accuracy Formula

- $x \sim (\mu, V_\mu)$
- $\mu, x \in \mathcal{R}^p$
- $\alpha_x(\mu) = \nabla_x \log f_\mu(x) = \left(\dots, \frac{\partial \log f_\mu(x)}{\partial x_i}, \dots \right)^\top$

Lemma

$\hat{\theta} = E\{t(\mu) \mid x\}$ has gradient $\nabla_x \hat{\theta} = \text{cov}\{t(\mu), \alpha_x(\mu) \mid x\} = \widehat{\text{cov}}$

Theorem

The delta-method standard deviation of $\hat{\theta}$ is

$$\text{sd}(\hat{\theta}) = \left[\widehat{\text{cov}}^\top V_x \widehat{\text{cov}} \right]^{1/2}.$$

Implementation

- **Posterior Sample** $\mu_1^*, \mu_2^*, \dots, \mu_B^*$ (MCMC)
- $t(\mu_i^*) = t_i^*$ and $\alpha_i^* = \alpha_x(\mu_i^*)$
- $\hat{\theta} = \sum_{i=1}^B t_i^* / B$

$$\widehat{\text{cov}} = \sum_{i=1}^B (\alpha_i^* - \bar{\alpha})(t_i^* - \bar{t}) / B$$

- $\widehat{\text{sd}}(\hat{\theta}) = [\widehat{\text{cov}}^T V_x \widehat{\text{cov}}]^{1/2}$

Diabetes Data

Efron et al. (2004), Park and Casella (2008)

- $n = 442$ subjects
- $p = 10$ predictors: age, sex, bmi, glu, . . .
- *Response* $y =$ disease progression at one year
- Model:
$$\underset{n \times 1}{\mathbf{y}} = \underset{n \times p}{\mathbf{X}} \underset{p \times 1}{\boldsymbol{\alpha}} + \underset{n \times 1}{\mathbf{e}} \quad [\mathbf{e} \sim \mathcal{N}_n(\mathbf{0}, I)]$$
- Prior $\pi(\boldsymbol{\alpha}) = e^{-\lambda \|\boldsymbol{\alpha}\|_1} \quad (\lambda = 0.37)$

Estimating $\theta_j = \mathbf{x}_j^\top \boldsymbol{\alpha}$

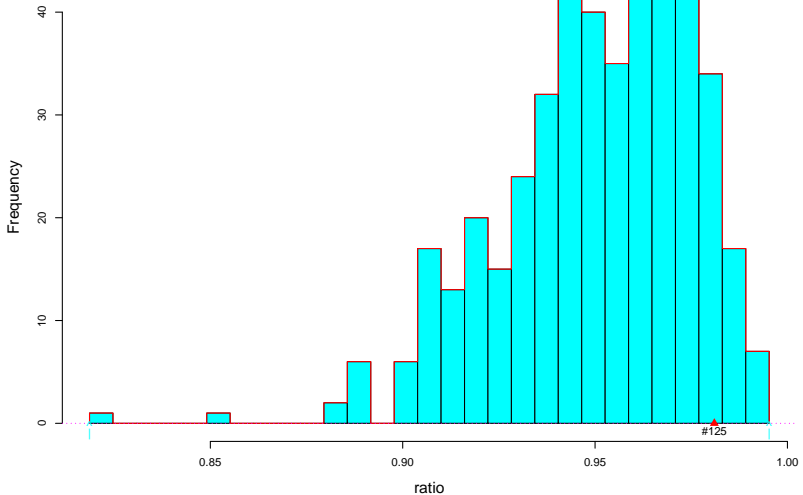
The predicted value for patient j

- MCMC posterior sample $\{\alpha_1^*, \alpha_2^*, \dots, \alpha_B^*, B = 10,000\}$
- $t_{ji}^* = \mathbf{x}_j^\top \alpha_i^*$ gives $\hat{\theta}_j = \sum_{i=1}^B t_{ji}^* / B$
- $\hat{\theta}_{125} = 0.248$ $\text{sd}_{\text{Bayes}} = 0.072$ $\text{sd}_{\text{freq}} = 0.071$

$$\frac{\text{sd}_{\text{freq}}}{\text{sd}_{\text{Bayes}}} = \left(\frac{\mathbf{x}^\top \hat{\boldsymbol{\Sigma}} \mathbf{G} \hat{\boldsymbol{\Sigma}} \mathbf{x}}{\mathbf{x}^\top \hat{\boldsymbol{\Sigma}} \mathbf{x}} \right)^{1/2}$$

- $\mathbf{G} = \mathbf{X}^\top \mathbf{X}$ and $\hat{\boldsymbol{\Sigma}}$ = empirical covariance matrix of $\{\alpha_i^*\}$
- Eigen range $(\hat{\boldsymbol{\Sigma}}^{1/2} \mathbf{G} \hat{\boldsymbol{\Sigma}}^{1/2})^{1/2} = (1.007, 0.313)$

Ratio Freq/Bayes standard errors for the 442 diabetes cases



Posterior CDF of θ_{125}

- Apply accuracy formula to $s_i^* = I\{t_i^* < c\}$
- $E\{s \mid \text{data}\} = \Pr\{\theta_{125} \leq c \mid \text{data}\} = \widehat{\text{cdf}}(c)$

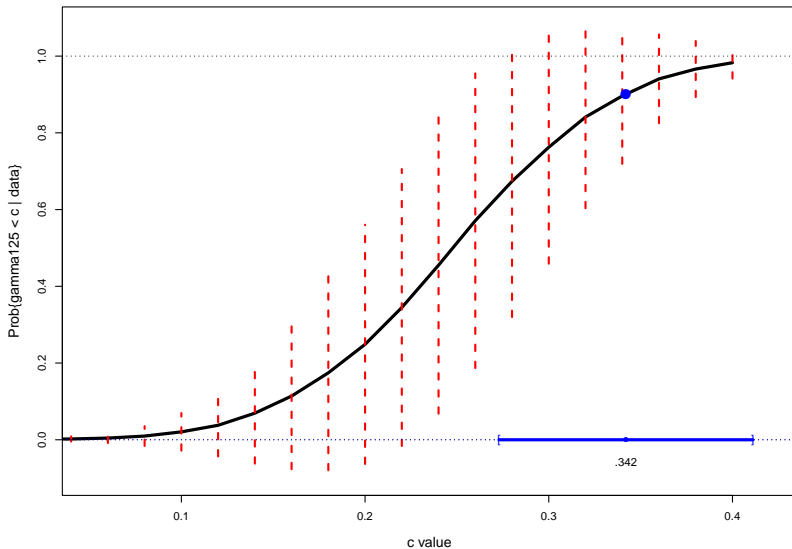
$$\widehat{\text{cdf}}(0.3) = 0.762 \pm 0.304$$

↗ ↗

Bayes frequentist sd
estimate

- Upper 95% credible limit = 0.34 ± 0.07

MCMC posterior cdf for patient 125, \pm one freq standard error
(Point is upper 95% credible limit)



Exponential Families

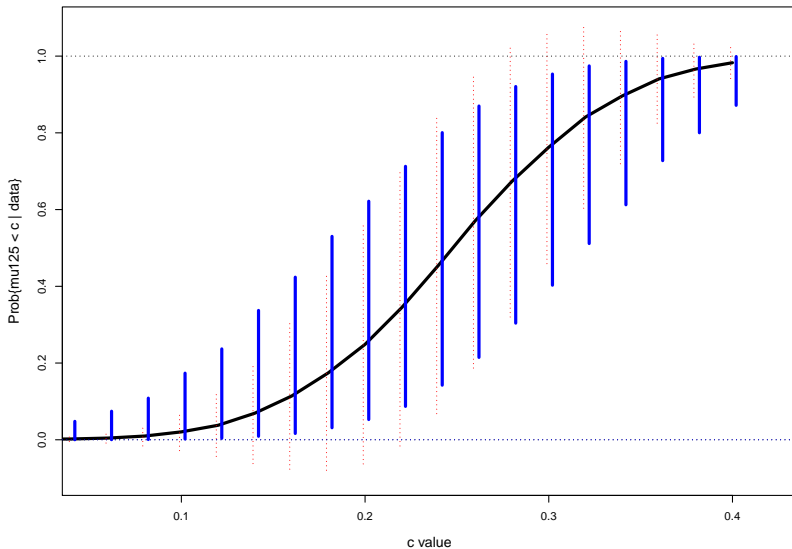
- $f_{\alpha}(\hat{\beta}) = e^{\alpha^T \hat{\beta} - \psi(\alpha)} f_0(\hat{\beta})$
- natural parameter α
- sufficient statistic $\hat{\beta}$
(Now $\alpha = \text{“}\mu\text{”}$, $\hat{\beta} = \text{“}x\text{”}$)
- “ $\alpha_x(\mu)$ ” = α

$$\widehat{\text{sd}}(\hat{\theta}) = \text{cov}(t, \alpha | \hat{\beta})^T V_{\hat{\alpha}} \text{cov}(t, \alpha | \hat{\beta})$$

- $V_{\hat{\alpha}} = \ddot{\psi}(\hat{\alpha}) = \text{cov}_{\alpha=\hat{\alpha}}\{\hat{\beta}\}$

- *MCMC* $\{\alpha_1^*, \alpha_2^*, \dots, \alpha_B^*\}$
- $\hat{g}(\alpha \mid \beta = \hat{\beta})$ prob $\frac{1}{B}$ on α_i^*
- *Reweighting* $\hat{g}(\alpha \mid \beta = b)$: prob $w_i(b) = ce^{(b - \hat{\beta})^\top \alpha_i}$ on α_i^*
(exponential family in b)
- Obtain bootstrap confidence intervals for $t(\alpha)$ without further simulation (BCa, ABC)

Frequentist 95% abc confidence limits for #125 cdf



Bootstrap Estimates of a Posterior Distribution

- $\mathcal{F} = \{f_\mu(x), \mu \in \Omega\}$
- *MCMC* sample $\{\mu_1^*, \mu_2^*, \dots, \mu_B^*\}$:
Approximate $g(\mu | x)$ with uniform weight $\frac{1}{B}$ on each μ_j^*
- *Bootstrap* MLE $\hat{\mu} \rightarrow$ bootsample $\hat{\mu}_i^* \sim f_{\hat{\mu}}, i = 1, 2, \dots, B$
- Approximate $g(\mu | x)$ with weight p_i on $\hat{\mu}_i^*$ where $p_i = \pi(\hat{\mu}_i^*)R_i$,
 R_i “conversion factor” (easy in exponential families)

Simulation Accuracy

- How big to take B ?
- *Boot sampling* $q_i = t_i^* \cdot p_i$ and $d_i = \frac{q_i}{\bar{q}} - \frac{p_i}{\bar{p}}$ $[t_i^* = t(\hat{\mu}_i^*)]$
- Then $\hat{\theta} = \sum_1^B p_i t_i^*$ has simulation coefficient of variation

$$\text{cv} \doteq \left(\sum_{i=1}^B d_i^2 \right)^{1/2} / B$$

(about 0.01 for $\hat{\theta}_{125}$ with $B = 10,000$)

How Uninformative is a Prior?

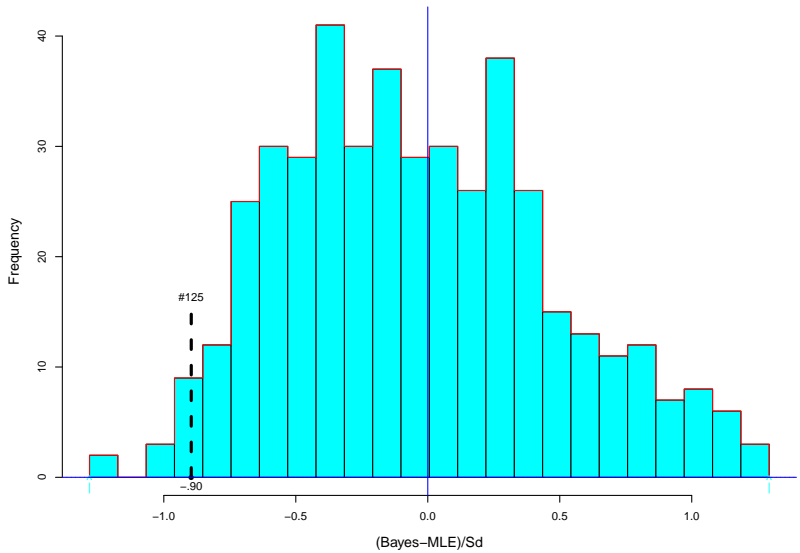
- Measure of prior's effect on estimate of $\theta = t(\mu)$ is

$$\delta = \frac{\begin{array}{c} \text{Bayes} \\ \swarrow \\ E\{\theta \mid x\} \end{array} - \begin{array}{c} \text{MLE} \\ \swarrow \\ t(\hat{\mu}) \end{array}}{\widehat{\text{sd}}_{\text{MLE}}}$$

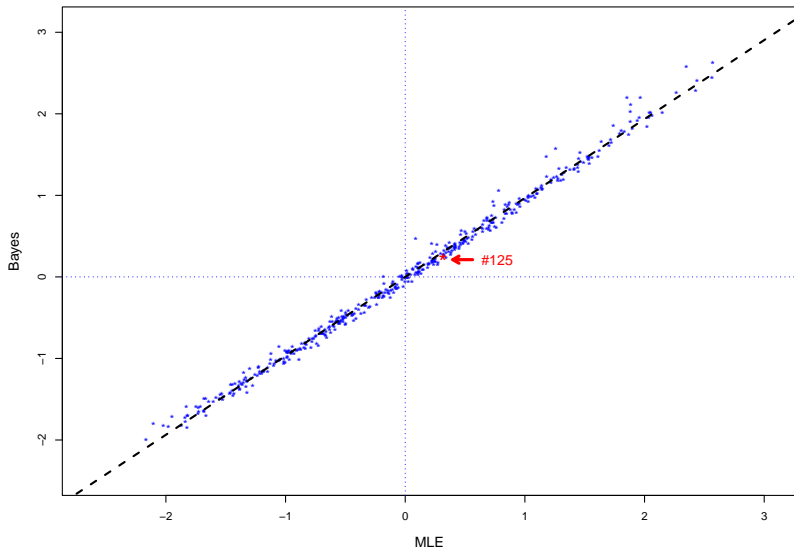
- For patient 125,

$$\delta_{125} = \frac{0.248 - 0.316}{0.076} = -0.90$$

Effect of Park/Cassella prior on patient estimates



Bayes estimates vs MLEs for the 442 diabetes patients;
Linear Regression Bayes = .968 * MLE



References

- Park and Casella (2008) “The Bayesian Lasso” *JASA* 681–686
- Singh et al. (2002) “Gene expression correlates of clinical prostate cancer behavior” *Cancer Cell* 203–209
- Efron, Hastie, Johnstone and Tibshirani (2004) “Least angle regression” *Ann. Statist.* 407–499
- Efron (2012) “Bayesian inference and the parametric bootstrap” *Ann. Appl. Statist.* 1971–1997
- Efron (2010) *Large-Scale Inference: Empirical Bayes Methods for Estimation, Testing, and Prediction* IMS Monographs, Cambridge University Press